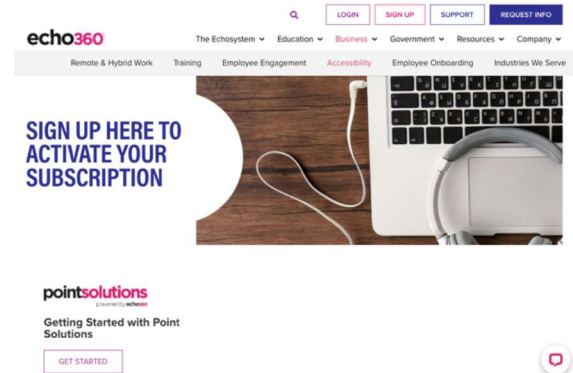


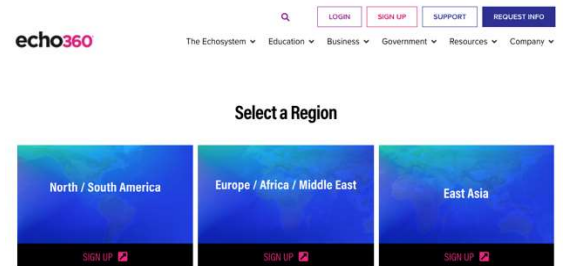
Participant Registration

PointSolutions Participants

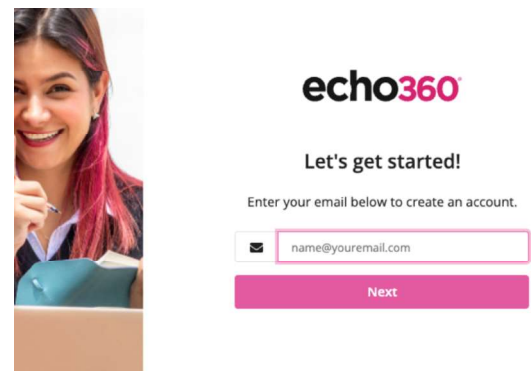
- 1 Go to <https://echo360.com> and click **Sign Up** from the top navigation.
- 2 Click the **Get Started** button under **PointSolutions**.



- 3 Select **Sign Up** in the **North/South America** region selection.



- 4 Enter your **university email address** in the area provided.
- 5 Click **Next**.
- 6 Check your email for the registration link.



- 7 Enter all **required fields** as noted by the asterisks.
- 8 Click to **Agree** to the Echo360 End User Agreement
- 9 Click **Continue**.

The screenshot shows the Echo360 New User Registration form. At the top right is the Echo360 logo. Below it is the title "New User Registration". The form contains several fields: "Email" (with the value "whodis@sharklasers.com"), "Country" (a dropdown menu with "Select" selected), "Role" (a dropdown menu with "Select" selected), "Market" (a dropdown menu with "Select" selected), "First Name" (an empty text box), "Last Name" (an empty text box), "Password" (an empty text box), and "Confirm Password" (an empty text box). To the right of the password fields, there is a section titled "Password must contain:" with three red circular icons and corresponding requirements: "Upper and lower case letters", "1 or more numbers", and "At least 8 characters". Below the password fields, there is a checkbox labeled "I agree to Echo360 End User License Agreement" which is currently unchecked. At the bottom right of the form is a pink "Continue" button.